

Easy, secure access to all your apps

Access to all your work apps

LastPass remembers every password, logs you in to websites and seamlessly generates new passwords.

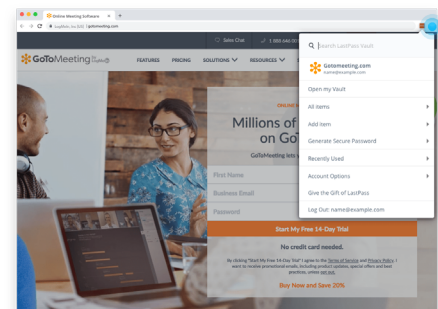
Getting started with LastPass

Once your admin invites you to join LastPass, you'll create your master password. The same username and password unlocks your LastPass account on any device.

1. Get to know the LastPass extension

LastPass installs on your browser toolbar.

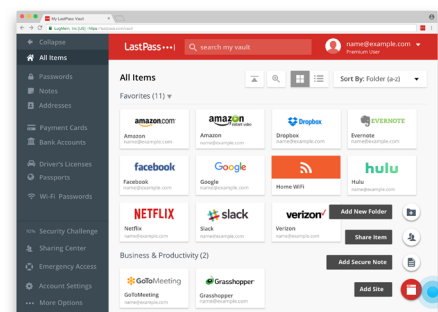
- Download the extension for the fastest browsing experience.
- Red means you're logged in; gray means you're signed out.
- Click the extension to see menu options.
- Quickly launch apps and save new passwords.



2. The vault is your command central

Everything you store in LastPass can be managed from your vault.

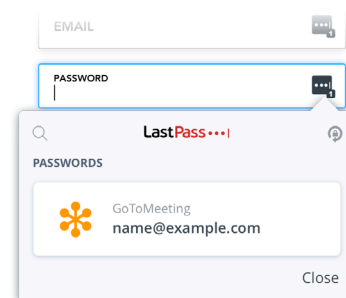
- Launch work apps that your admin has enabled for you.
- View, edit, share and deleted passwords.
- Securely store addresses, credit cards, Wi-Fi passwords and any other information you want to keep locked up and easy to find.
- Audit your passwords with the LastPass Security Challenge.



3. Log in instantly

Launch apps in a single click and save every password.

- Look for clickable icons on webpages for quick access.
- See a list of accounts you've stored for a website.
- Create a random password for a new account or update an old password.
- Autofill an address or credit card profile as you're making a payment.



Want to learn more about LastPass? Visit LastPass.com